

# Simple arrangement:

## Overview of the new lifting unit.



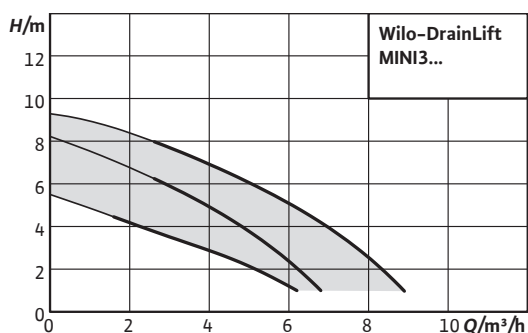
	Wilo-DrainLift MINI3			Wilo-DrainLift MINI5	
	-XXS	-XS	-XS/WC with macerator	-XS/C	-XS/WC with macerator
<b>Size (W x H x D) in mm</b>	299 x 170 x 159	389 x 266 x 167	389 x 266 x 169	455 x 281 x 169	455 x 281 x 169
<b>Volume flow Q<sub>max</sub>.</b>	6 m <sup>3</sup> /h	6.5 m <sup>3</sup> /h	9 m <sup>3</sup> /h	9.5 m <sup>3</sup> /h	9 m <sup>3</sup> /h
<b>Delivery head H<sub>max</sub>.</b>	5.5 m	8 m	9 m	11 m	9 m
<b>Maximum temperature</b>	40 °C (75 °C for max. 5 min)	40 °C (75 °C for max. 5 min)	40 °C (75 °C for max. 5 min)	50 °C (max. 75 °C for max. 30 min)	50 °C (max. 75 °C for max. 30 min)
<b>Alarm contact</b>	–	–	–	Integrated high water warning with buzzer, and potential-free contact (max. 42 V /500 mA)	Integrated high water warning with buzzer, and potential-free contact (max. 42 V /500 mA)

### What connection options are there?

<b>Discharge port</b>	1 x horizontal (DN 32)	1 x vertical (DN 32/40)	1 x vertical (DN 32/40)	1 x vertical or 1 x horizontal (DN 32/40)	1 x vertical or 1 x horizontal (DN 32/40)
<b>Inlet connection</b>	2 x horizontal (DN 40/50) 1 x vertical (DN 40)	2 x horizontal (DN 40/50) 1 x vertical (DN 40)	2 x horizontal (DN 40/50) 1 x vertical (DN 40)	2 x horizontal (DN 40/50) 1 x vertical (DN 40)	2 x horizontal (DN 40/50) 1 x vertical (DN 40)
<b>Toilet connection</b>	–	–	1 x frontal (DN 100) or 1 x lateral	–	1 x frontal (DN 100) or 1 x lateral

Subject to errors and technical changes without prior notice

### Characteristic curves












Selectable discharge outlet!

	Wilo-DrainLift MINI3			Wilo-DrainLift MINI5	
	-XXS	-XS	-XS/WC	-XS/C	-XS/WC

**What can the lifting unit be connected to?**

Washing machines 		●		●	
Dishwashers, sinks 		●		●	
Showers 	●	●	●	●	●
Bathtubs 		●		●	
Wash basins 	●	●	●	●	●
For all types of toilets, urinals 			●		●
Water softening and condensate 				●	

Up to 33% salt content for aggressive fluids!

**These lifting units can be replaced with the new series!**

<b>Wilo (previous model)</b>	HiDrainLift 3-24	HiDrainlift 3-35 HiDrainLift 3-37	HiSewlift 3-135 HiSewlift 3-15 HiSewlift 3-35	–	–
<b>Grundfos</b>	SOLOLift2 D-3	SOLOLift2 D-3	SOLOLift2 WC-1/3	SOLOLift C-3	SOLOLift CWC-3
<b>Jung</b>	HEBEFIX MINI	HEBEFIX plus	WCFIX 260	HEBEFIX plus HEBEFIX extra HEBEFIX MINI	WCFIX Plus
<b>Saniflo SFA</b>	Sanishower Flat Sanifloor	Sanidouche+ Saniaccess Sanispeed+	Saniaccess Sanibroy UP	Sanifast Sanivite	Sanibest Pro Sanibroy Pro UP Sanipro XR UP

Subject to errors and technical changes without prior notice